

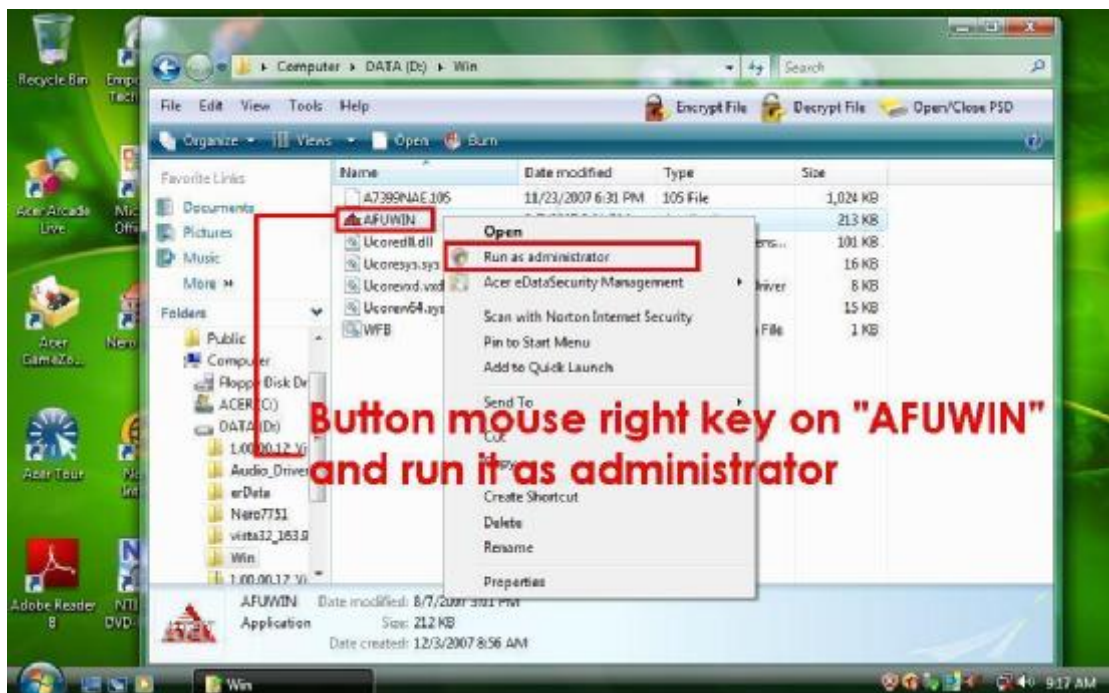
Flash BIOS SOP

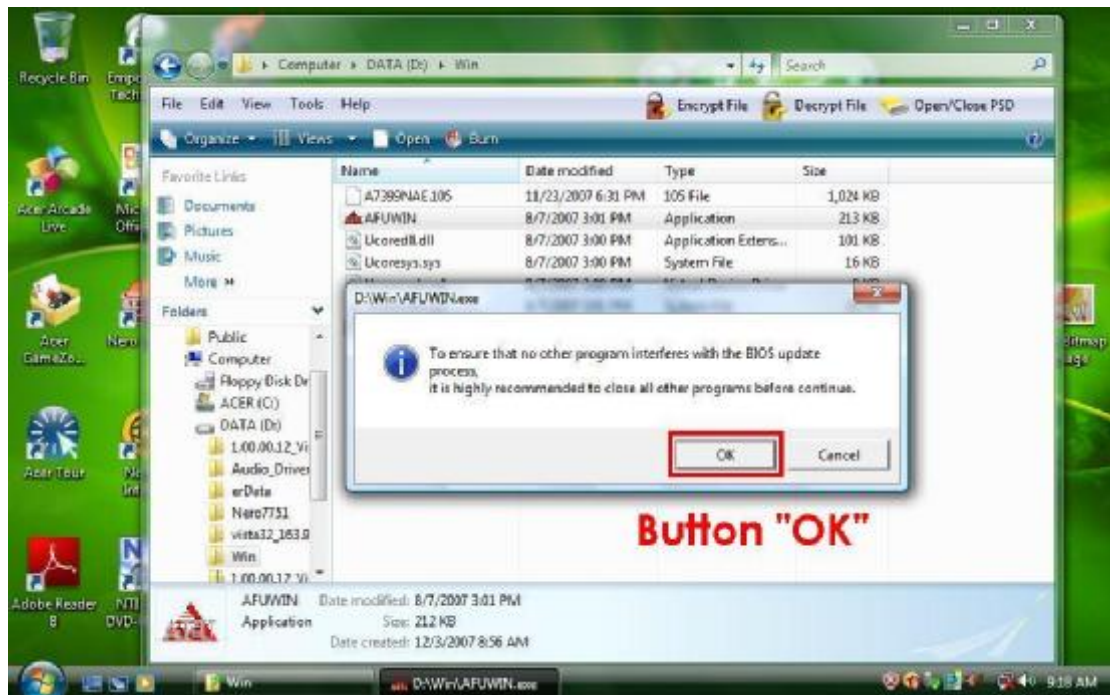
Flash BIOS SOP for DOS

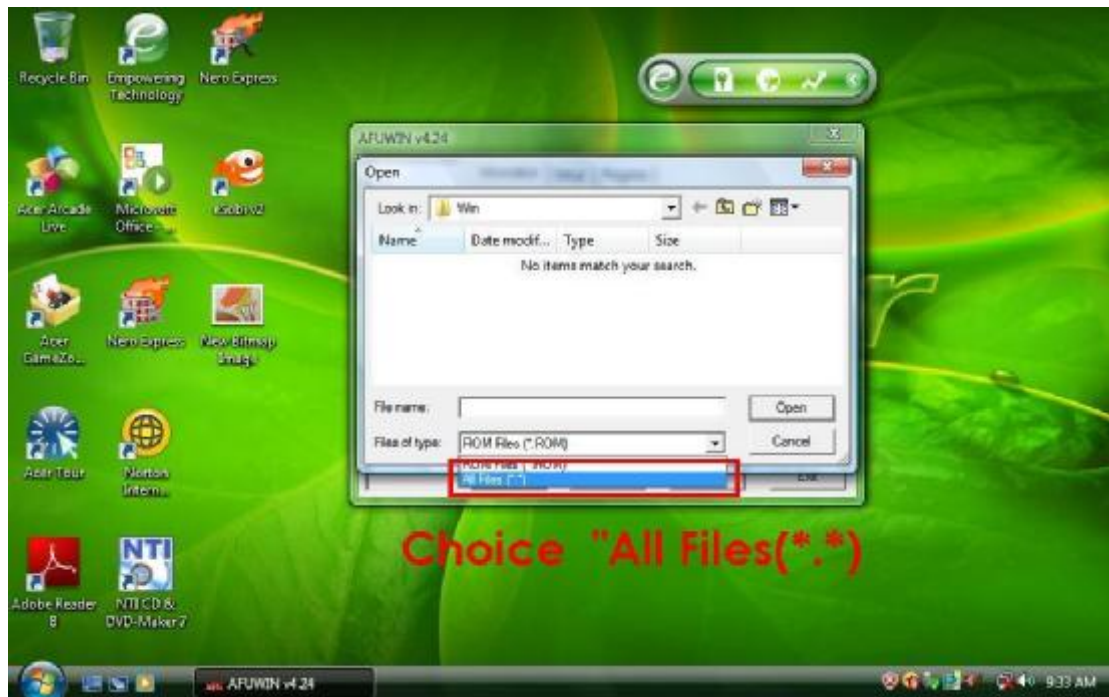
- (1) Execute DFB.bat in Dos
- (2) After finish flashing BIOS, system will auto-reboot
- (3) When system is on post screen, button "F1" to go to BIOS Menu for loading default
- (4) When go to BIOS menu, move to item "Load Optimized Defaults", button it ,
Dialog : Load Optimized Default(Ok/Cancel)? will pop up and choice "Ok"
- (5) After finish step(4), button "F10" , Dialog : Save and Exit Setup (Ok/Cancel) ? will
pop up and choice "Ok"
- (6) After finish step(5), system will reboot and flashing BIOS in DOS is finished

Flash BIOS SOP for Visat

- (1) Please follow up the step as below:









(3)After finish flashing BIOS ,system will auto-reboot

(4)When system is on post screen,button "F1" to go to BIOS Menu for loading default

(5)When go to BIOS menu,move to item "Load Optimized Defaults" ,button it , Dialog : Load Optimized Default(Ok/Cancel)? will pop up and choice "Ok"

(6)After finish step(5),button "F10" , Dialog : Save and Exit Setup (Ok/Cancel) ? will pop up and choice "Ok"

(7)After finish step(6),system will reboot and flashing BIOS in Vista is finished

Note:When flashing BIOS,remember not to execute any programe for system if it will effect unexpected risk.